

Do not scale this drawing there may be variations due to printing. Work to figured dimensions only. If in doubt please ask.

General Notes.
PLEASE READ THIS FIRST. If in doubt please ask.
 No work shall commence until the relevant approval has been granted. Any work carried out prior to this approval shall be at the Client's / Contractors own risk.

All dimensions must be checked on site prior to commencement. Any discrepancies must be reported to Mike Gilbert & Associates IMMEDIATELY. Any variation from the approved scheme shall be at the Contractor's / Client's own risk unless agreed with Premier Design prior to the alteration taking place.

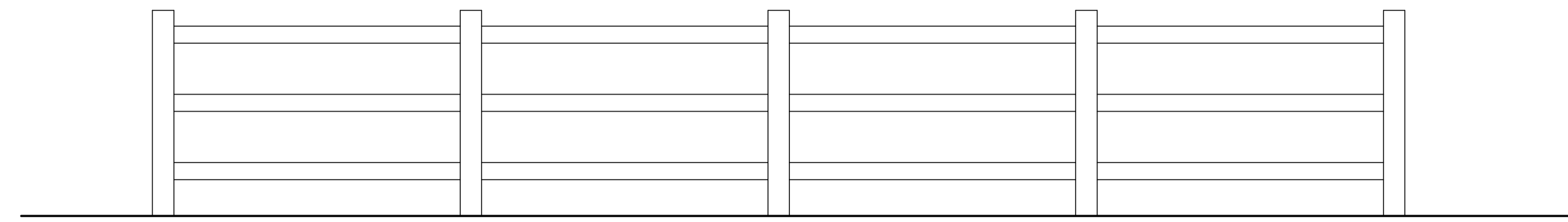
This drawing has been prepared for the purpose of gaining Planning and / or Building regulation approval only. Additional information may be required for constructional purposes. Unless otherwise stated or a full specification is provided there may be items additional to those shown, that are required to carry out the works.

There may be covenants on your property that either prohibit or restrict your rights to build on / alter your property. You should check with your solicitor before commencing work.
 Party Walls / Boundaries.
 Where work is to be carried out on or within 6000mm of any party wall or boundary it shall be the responsibility of the Applicant / Client to enter into / obtain a party wall agreement with all parties who may be affected by the proposed works. If in doubt it shall be the responsibility of the Applicant / Client to obtain the services of a qualified Surveyor.
 This is a requirement of the London Building (Amendment) Act 1939 and the Party wall Act 1996.

The proposed building works may be subject to the Construction (Design & Management) Regulations 1994 which govern health and safety through all stages of a construction project. The regulations require Clients and or Contractors who commission construction projects to appoint a planning supervisor and or principal contractor who are competent and adequately resourced to carry out their health and safety responsibilities.

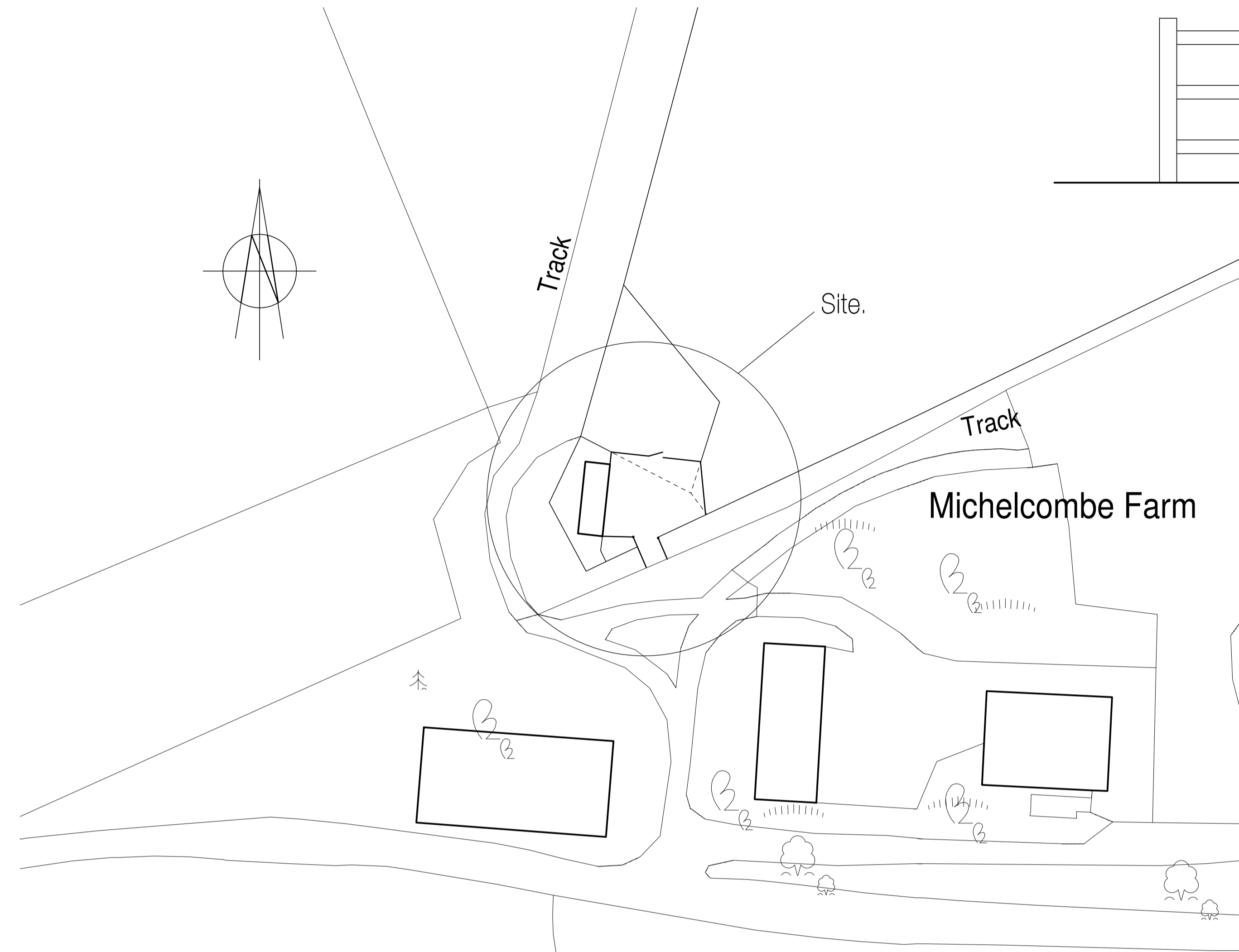
This drawing and the information shown on this drawing is copyright and remains the property of Premier Design. No copies may be made from this without the written permission of Premier Design.

If it is proposed to construct new work off existing walls or foundations it is vital a trial hole / explorative work is carried out prior to work commencing. If in doubt please ask.
 Foundations / ground conditions & trees in the area. Unless a soils survey is provided, the foundations as shown and soakaways are indicative only and may vary to suit the ground conditions encountered when excavating. Claymaster or similar approved compressible material may be required especially for foundation depths in excess of 1500mm. If in doubt please ask.



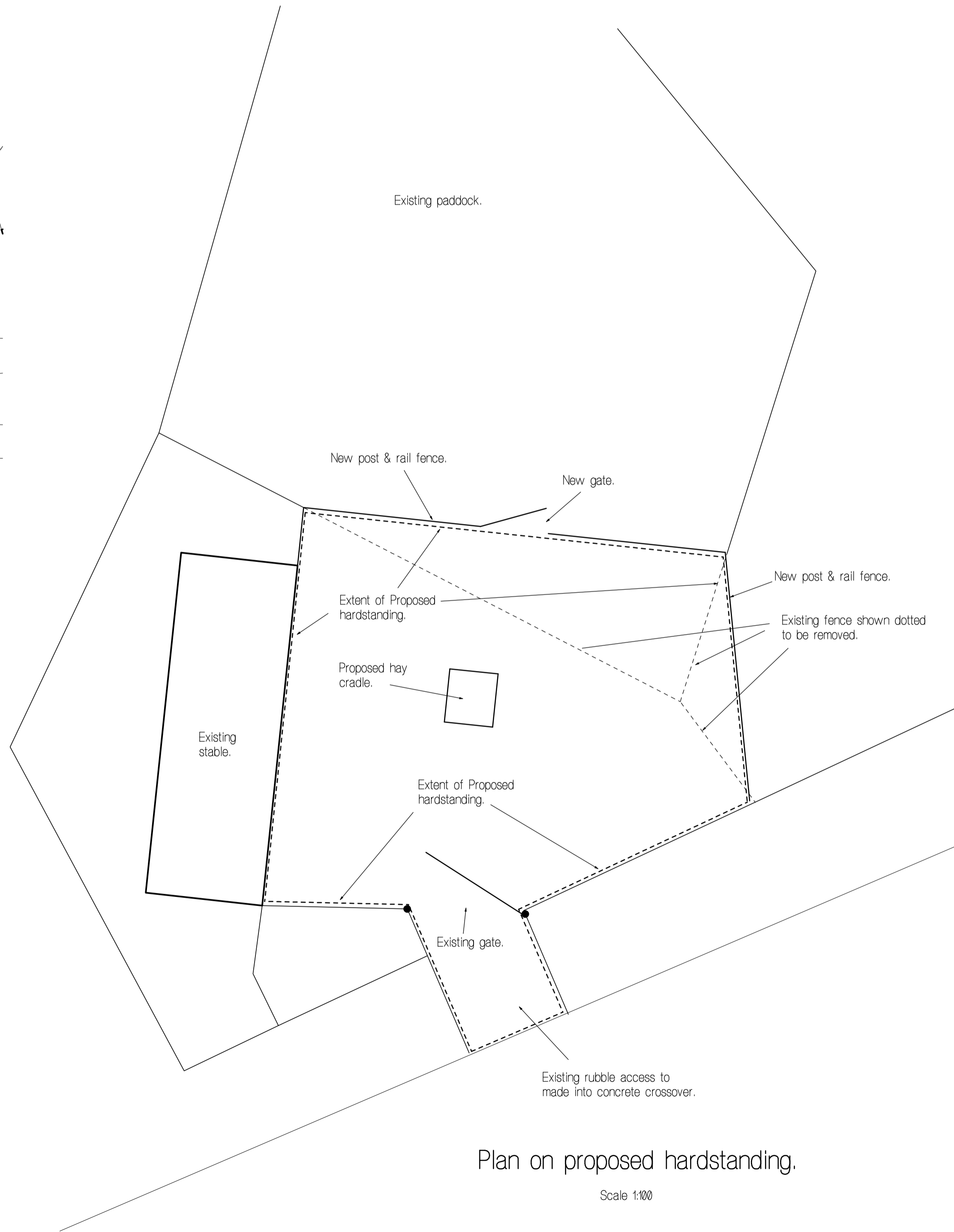
Elevation on post & rail fence.

Scale 1:25



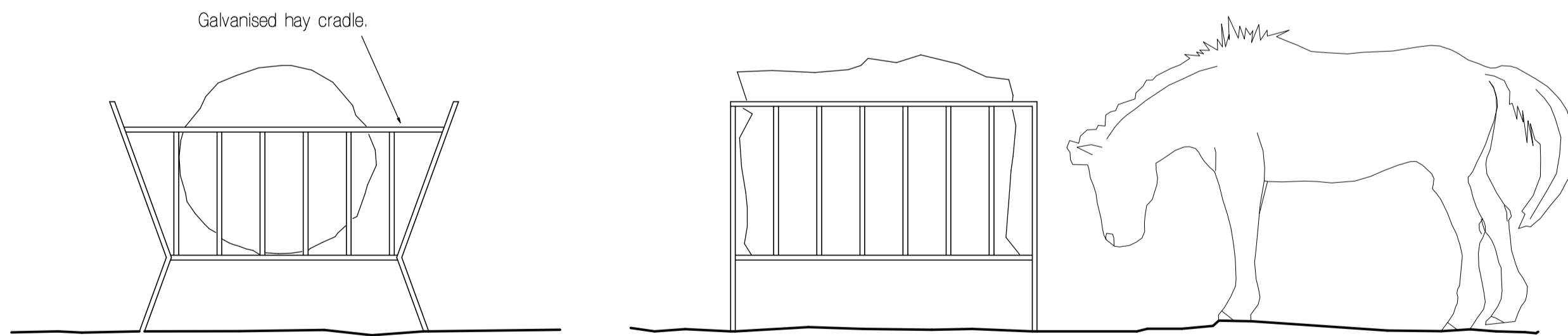
Site plan.

Scale 1:500



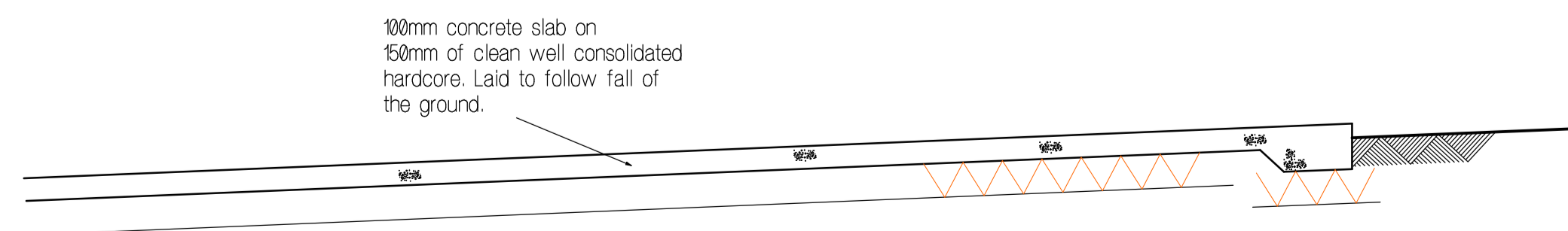
Plan on proposed hardstanding.

Scale 1:100



Elevations on Hay cradle.

Scale 1:25



100mm concrete slab on 150mm of clean well consolidated hardcore. Laid to follow fall of the ground.

Section through proposed hardstanding.

Scale 1:25

Rev.	Description.	Date.

Mike Gilbert & Associates
 Architectural & Structural Designers
 Jolly Lane Cottage
 Hexworthy
 Princetown
 Yelverton
 Devon PL20 6SD
 Tel / Fax 01564 631031
 e-mail mike@draws4peanuts.com

client Mrs M Arden
 address The Brookings, Michelcomb
 Holne, Newton Abbot, TQ13 7SP
 01364 634438

site address

scale 1:500, 1:100 & 1:25. date Oct 06.

Proposed hardstanding around hay cradle.

Drawing No. 06/47/01